

Registration process on the platform business.gov.lv

1 Register in the portal by using the functionality of latvija.lv – business.gov.lv/user/register

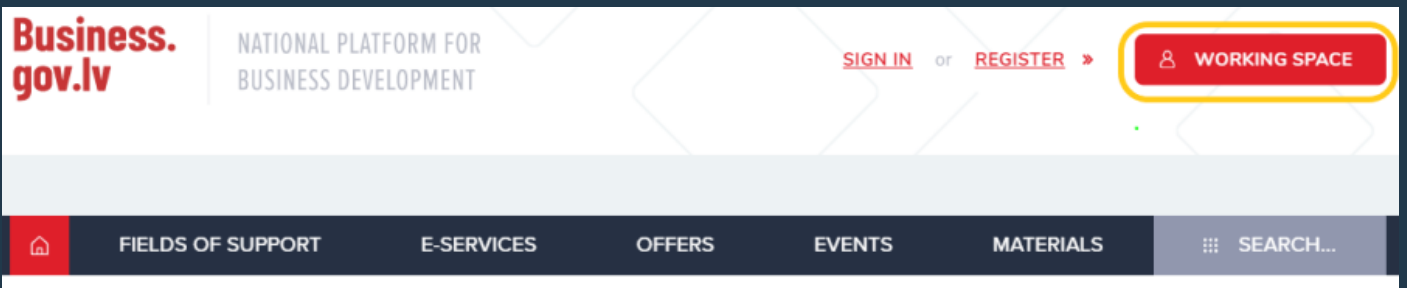
**It is also possible to use other registration option, but in such case it will be necessary to link the profile of a natural person with the user of latvija.lv, if you want to apply for the services that require authorisation at latvija.lv, as well as if you wish to apply for the services on behalf of the company*

2 After registration, add a company to your user's profile, on behalf of which you will apply for the service:

**If you wish to only apply for services on behalf of a natural person, then this step should not be taken*

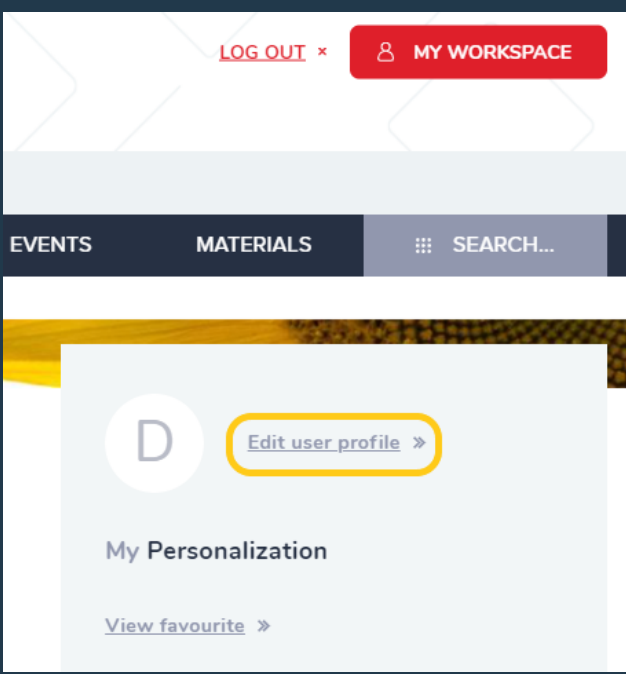
→ Workplace

1



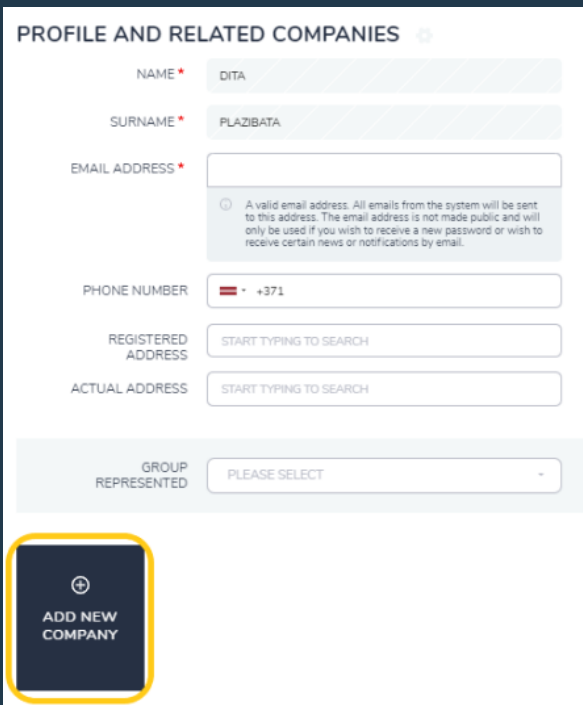
→ Edit the natural person's profile

2



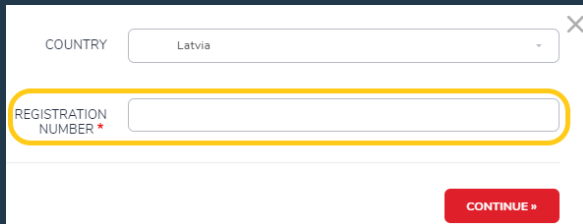
→ Add a new company

3

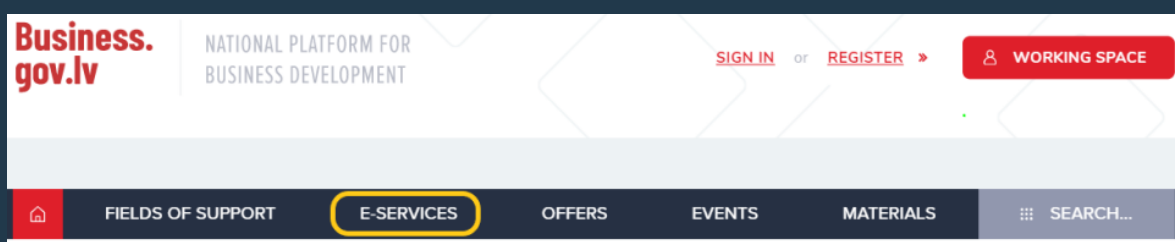


→ Enter the registration number of the company and continue to create a company profile

4

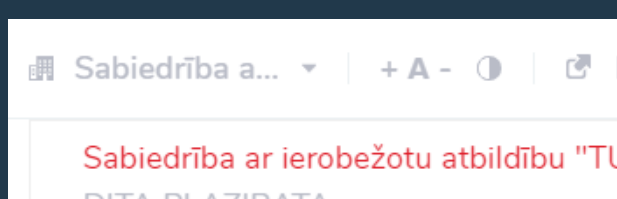


When this is done, you may apply for e-services available on the platform: business.gov.lv/en/services



When applying for services, pay attention to whether you have connected to the platform through a natural person's or legal person's user (button on the top left corner of the page)!

5



You can find information about the services you have applied for, as well as application drafts, in your Workplace. You will also receive notifications also in e-mail.

